

**UNIFORM STATUTORY DECLARATION FORM FOR THE REGISTRATION OF FITTING DESIGNS**

NEW BRUNSWICK  
NUNAVUT

NOVA SCOTIA  
YUKON

PRINCE EDWARD ISLAND  
NORTHWEST TERRITORIES

NEWFOUNDLAND AND LABRADOR

MANUFACTURERS NAME: <u>Swagelok Company</u>	
MANUFACTURERS ADDRESS: <u>29500 Solon Road, Solon, Ohio 44139 USA</u>	
PLANT LOCATION: <u>Headquarters: 29500 Solon Road, Solon, Ohio 44139 USA (See Attachment A)</u>	
<p align="center"><b>CATEGORY OF FITTINGS TO BE REGISTERED. CIRCLE ONE CATEGORY ONLY</b></p> <p><input checked="" type="radio"/> A Pipe fittings, including couplings, tees, elbows, Ys, plugs, unions, pipe caps, or reducers</p> <p><input type="radio"/> B Flanges: all flanges</p> <p><input type="radio"/> C Valves: all line valves</p> <p><input type="radio"/> D Expansion joints, flexible connections, and hose assemblies: all types</p> <p><input type="radio"/> E Strainers, filters, separators, and steam traps</p> <p><input type="radio"/> F Measuring devices, including pressure gauges, level gauges, sight glasses, levels, or pressure transmitters</p> <p><input type="radio"/> G Certified capacity-rated pressure relief devices acceptable as primary over pressure protection on boilers, pressure vessels, piping and flexible plugs</p> <p><input type="radio"/> H Pressure retaining components that do not fall into one of the above categories</p> <p><input type="radio"/> I Nuclear components: Class 1 <input type="checkbox"/> Class 2 <input type="checkbox"/> Class 3 <input type="checkbox"/>. (Meeting AECB or ASME requirements)</p>	<p align="center"><b>TITLE OF THE STANDARD OF CONSTRUCTION</b></p> <p>ASME B31.1 for unlisted components, ASME B31.3 for unlisted components</p>
<p align="center"><b>SHOW MANUFACTURERS NAME, TRADEMARK OR LOGO AS IT WILL APPEAR ON THE PRODUCT</b></p> <p align="center" style="font-size: 2em;"><i>Swagelok</i></p>	<p align="center"><b>TYPE OF CONSTRUCTION</b></p> <p>FORGED <input type="checkbox"/> WELDED <input type="checkbox"/> WROUGHT <input checked="" type="checkbox"/></p> <p>CAST <input type="checkbox"/> OTHER <input type="checkbox"/></p> <p>DESCRIBE OTHER: _____</p>
<p align="center"><b>LIST OF SUPPORTING DOCUMENTATION AND IDENTIFICATION OF THE ACTUAL ITEMS TO BE REGISTERED:</b></p> <p>ISO 9001:2015 Certificate, Attachment A, Attachment B, Catalog Information and other Support Documents</p>	

**DECLARATION:**

I Joel Feldman (last name first) employed by Swagelok Company and being the person having full authority and responsibility for the quality of the end product do solemnly declare that the information contained in this form is true and to the best of my knowledge represents the product for which registration is sought. The dimensions, materials of construction, pressure temperature ratings, and identification markings are in accordance with the herein named standards. I further declare that the manufacture of these fittings is regulated by a Quality Control Program which extends to each plant where fabrication occurs or in part and has been verified by BSI as being suitable for that purpose and I make this declaration conscientiously believing it to be true, and knowing that it is of the same force and effect as if made under oath.

Signature of Declarer: [Signature]  
 Declared before me at Solon, Ohio  
 This 14th day of March AD 2019  
 Commissioner of Oaths  
 or Notary Public: (sign) [Signature]  
 (Affix Official seal to the right)

USE THIS SPACE FOR  
OFFICIAL SEAL



This space for Regulatory Authority use This registration must be revalidated after ten (10) years from the date of issuance.	
CRN: <u>0A21486.5</u>	\$ / 65.00
FID#: <u>1214</u>	 Northwest Territories
ALON 2507 TUBE FITTINGS - D.I.B. Notes: 1. All fittings shall be registered in the name of the Manufacturer. 2. Each category shall be supported with two Statutory Declaration forms and one copy of supporting documentation. 3. The declaration shall be made by the person having full authority and responsibility for the quality of the end product. 4. Quality control programs shall be resubmitted for validation at a maximum interval of five (5) years. CRN EXPIRES <u>JUNE 10, 2029 - D.B.</u>	REGISTERED UNDER THE AUTHORITY OF THE BOILER AND PRESSURE VESSEL ACT. C.R.N. <u>0A21486.5T</u> SIGNED <u>[Signature]</u> DATE <u>July 29 / 2019</u>

## Attachment B. Scope of Registration for Swagelok 2507 Super Duplex, (ASTM A479), Tube Fittings (Category A)

This document represents the scope of Swagelok 2507 Super Duplex Tube Fittings covered by this submission for CRN approval. These Swagelok Tube Fittings have been evaluated in accordance with ASME B31.3 for unlisted components and ASME B31.1 for unlisted components.

### Summary Table

Product Description or Series	Material	Port Connections and Sizes		Maximum Allowable Working Pressure		Design Code of Construction
				Up to 100°F	At maximum temperature	
Gaugeable Tube Fittings and Adapter Fittings	Alloy 2507 (ASTM A479)	Swagelok End Connection 1/4, 3/8, 1/2, 5/8, 3/4 inches		See Table below	See Table on Page 1	ASME B31.3 (Unlisted Components)  ASME B31.1 (Unlisted Components)
		NPT Male 1/16 - 1 inch	ASME B31.3	15,000 - 10,000 psig	12,150 - 8100 psig @ 482°F (250°C)	
			ASME B31.1	15,000 - 8900 psig	12,150 - 7209 psig @ 482°F (250°C)	
		NPT Female 1/16 - 1 inch	ASME B31.3	13,000 - 8600 psig	11,530 - 6966 psig @ 482°F (250°C)	
			ASME B31.1	11,000 - 7300 psig	8910 - 5913 psig @ 482°F (250°C)	
UN / UNF(SAE) Stud (ST) 1/8 - 3/4 inch		4500 - 3600 psig	4500 - 3600 psig @ 400°F (204°C) With FKM O-ring			

### 2507 Swagelok Tube Fitting Pressure Rating Table

Swagelok End Connection Size	Maximum Allowable Working Pressure (1)			
	B31.3 ratings up to 100°F	B31.1 ratings up to 100°F	B31.3 ratings @ maximum temperature 482°F (250°C)	B31.1 ratings @ maximum temperature 482°F (250°C)
1/4	15,000 psig	12,900 psig	12,150 psig	10,449 psig
3/8	12,700 psig	10,922 psig	10,287 psig	8847 psig
1/2	12,900 psig	11,094 psig	10,449 psig	8986 psig
5/8	10,100 psig	8686 psig	8181 psig	7036 psig
3/4	9380 psig	8067 psig	7598 psig	7023 psig

Note (1): Values based on thickest wall alloy 2507 tubing per Swagelok Tubing Data Sheet MS-01-107. Thinner tubing may be used but in all cases the ratings are less than, or equal to, those shown in the table.

## Product Description

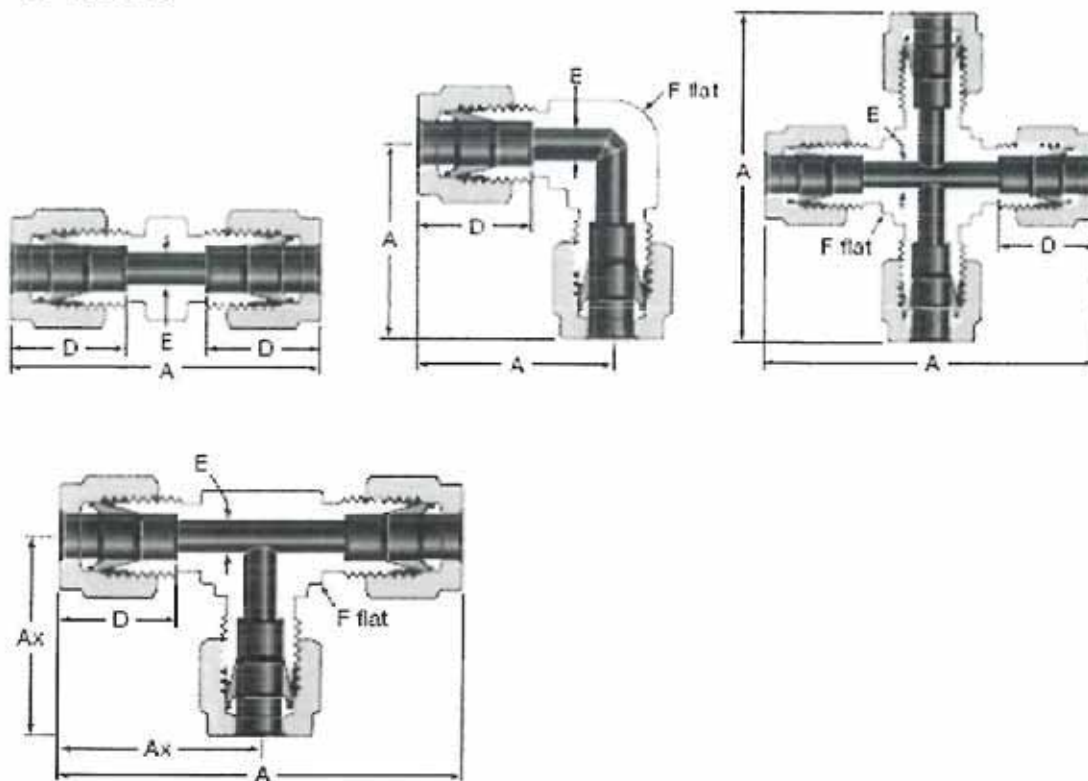
Swagelok Fittings are furnished in a variety of configurations and shapes (straight, elbow, tee or cross). Swagelok Fittings consist of at least one Swagelok End – a proprietary two-ferrule mechanical-grip design. The "Configurations" section covers a variety of other end connections.



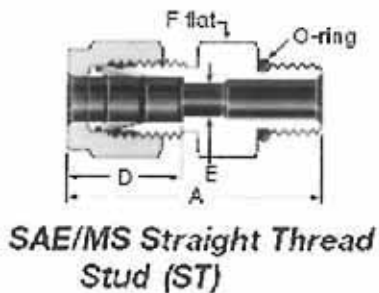
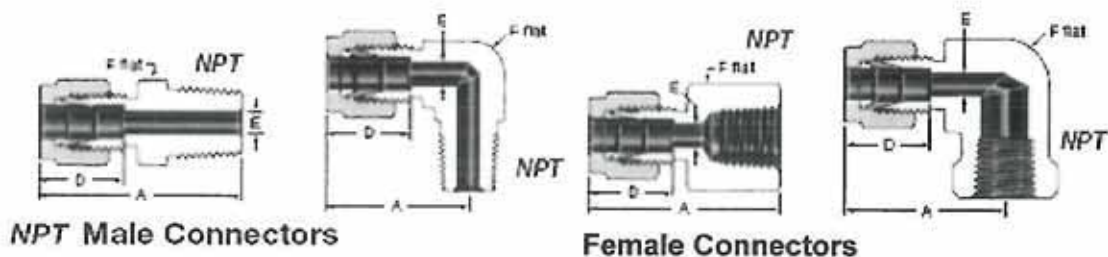
THIS IS PART OF  
CRN *DA 21486.5*  
Technical Standards & Safety Authority  
Control of Pressure Vessels  
www.csa.ca

## Configurations

### 1. Unions.



### 2. Male and Female connectors / adapters.



THIS IS PART OF  
 GRN 0A 21486-J  
 Technical Standards & Safety Authority  
 Boilers & Pressure Vessels  
 Safety Program

## Product Options:

Some of the product options listed below affect the pressure-temperature ratings in the "Scope of Registration" section above, but in all cases the PRESSURE ratings are the same or less than those shown in the table.

1. Tapered pipe threads (NPT) with sealant -
  - a. Curable resin with PTFE
  - b. PTFE tape
2. Bored through fittings

Additional options that do not affect pressure and/or temperature ratings may be made available within the scope of this approval. Examples of these would include the following:

1. Special marking
2. Special cleaning
3. Wire drills
4. bulkhead configurations
5. Snubbers/frits and orifice plates

All of the above options, those that affect pressure and/or temperature ratings and those that do not, are within the scope of this approval.

## Quality System

The Swagelok Company quality system complies with the requirements of ISO 9001:2015. The Swagelok Company maintains BSI Registration Number FM 01729, which applies to all locations listed on the Certificate.

## References

The product catalog does not represent the full scope of the registration but rather details some of the most common options.

- Gaugeable SAF 2507 Super Duplex Tube Fittings MS-01-174
- Swagelok Tubing Data Sheet MS-01-107, Rev Q



## Attachment A. Swagelok Manufacturing Locations

This document lists the Swagelok locations where end item or component level manufacturing activities take place.

Swagelok Company 29500 Solon Road Solon, Ohio 44139 USA	Swagelok Company (Falon 1) 348 Bishop Road Highland Heights, Ohio 44143 USA
Swagelok Company (Highland) 318 Bishop Road Highland Heights, Ohio 44143 USA	Swagelok Company (Falon 2) 358 Bishop Road Highland Heights, Ohio 44143 USA
Swagelok Company (OFC) 29495 F.A. Lennon Drive Solon, Ohio 44139 USA	Swagelok Company (HPF) 6050 Cochran Road Solon, Ohio 44139 USA
Swagelok Company (Atlantic) 26651 Curtiss Wright Parkway Willoughby Hills, Ohio 44092 USA	Swagelok Company (Snow Metal) 6060 Cochran Road Solon, Ohio 44139 USA
Swagelok Company (Micro) 26653 Curtiss Wright Parkway Willoughby Hills, Ohio 44092 USA	Swagelok Company (Alfred) 29500 Ambina Drive Solon, Ohio 44139
Swagelok Hose Services Company (SHSC) 29900 Solon Industrial Parkway Solon, Ohio 44139	Swagelok Company (Strongsville) 15400 Foltz Road Strongsville, Ohio 44119
Swagelok (China) Fluid System Technologies Ltd. Changshu Export Process Zone Changshu Economic Development Zone Changshu, Jiangshu 215513 China	Swagelok Company A.G. (European Technology Center) St. GallerstraBe 84 Lachen, Switzerland 8853 Switzerland
Swagelok Limited Tromode IM4 4RA Isle of Man	

